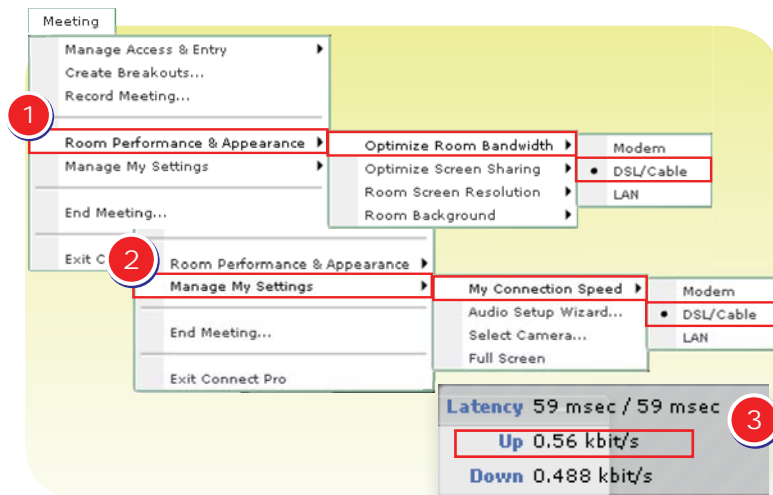


14 Optimizing Performance and Best Practices for Bandwidth Constrained Users

Bandwidth Management for Large Meetings

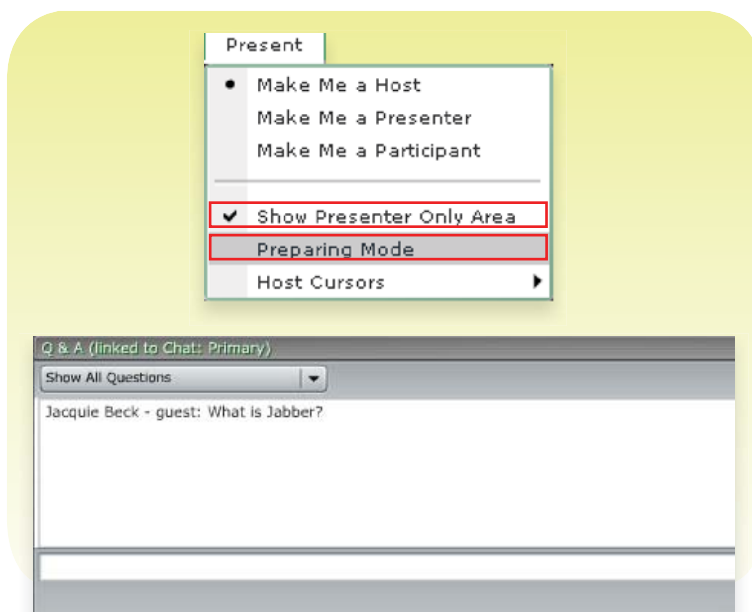
- 1 Set the Optimize Room Bandwidth setting to DSL/Cable.
 - 2 Set the presenter's My Connection Speed to DSL/Cable.
- Monitor the uplink and downlink bitrate in order to see what you are 'asking' each participant's connection bandwidth to be able to handle.
 - Use high bandwidth capabilities very judiciously, especially in very large meetings. You should not send more than 100 kbps to participants.
 - Unless constant streaming video is a necessity for your session, pause it.



Meeting Management for Large Meetings

- In managing a large meeting, use the presenter only area to pre-stage content prior to dragging it onto the main stage where all can see.
- Use the preparing presenter mode to manipulate content and layouts behind the scenes while the meeting is in progress.
- Use the Q&A pod to manage chat and keep questions and answers right on top of each other.
- When taking questions, have a presenter in charge of responding to questions that comes into the Q&A pod.

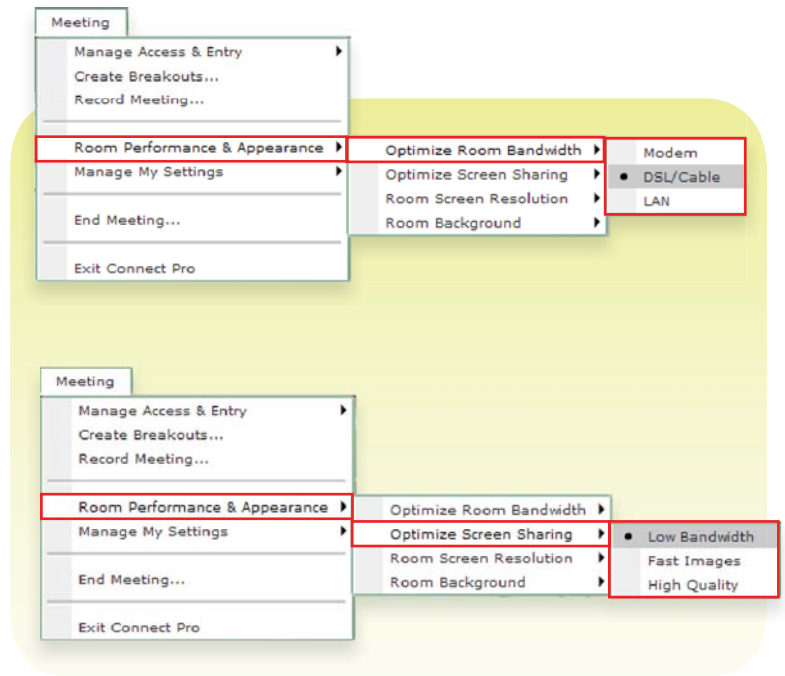
Note: Q&A pod should only be shown in the presenter only area and it requires linkage to a chat pod on the main stage.

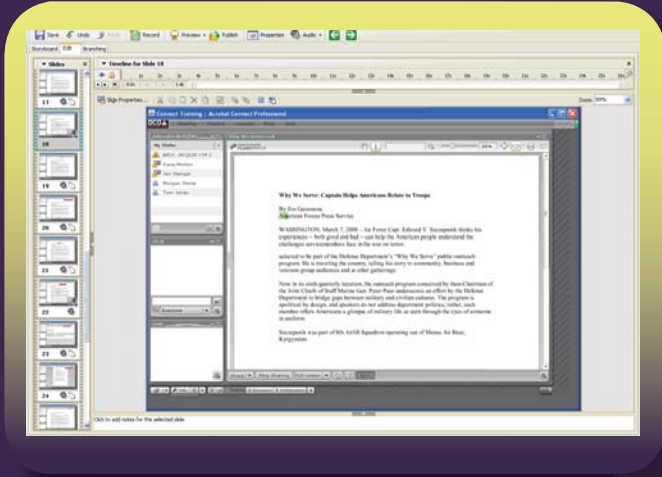


Optimizing Performance and Best Practices for Bandwidth Constrained Users

New in Connect 7: 

The host sets up meeting room bandwidth to determine the speed at which data from the meeting is sent to attendees. The host chooses a room bandwidth that matches the connection speed used by the attendees. If attendees are using a variety of connection speeds, choose the lowest speed that attendees may be using. For example, if some attendees are using modems, choose Modem for room bandwidth to ensure that all attendees have a good connection and client computers are not overloaded.





DCO
DEFENSE CONNECT ONLINE

Logout | Contact Support | Home | ENGB | 2008-03-01

<p>My DCO</p> <ul style="list-style-type: none"> Home My Profile My Account <p>Web Conferencing</p> <ul style="list-style-type: none"> Check User Settings My Meetings My Bookmarks My Content My Calendar Public Meetings Public Bookmarks Public Public Meetings <p>Instant Messaging</p> <ul style="list-style-type: none"> Open IMPT Client Download IMPT Desktop Client Download IMPT Custom Avatar <p>User Resources</p> <ul style="list-style-type: none"> S.A. 30 Charter, IMPT Client & Custom Avatar Enhancement Request Index DCO Connect 7 Release Notes DCO Enhancement Services Description User Manuals On-Demand Training FAQs Link Tables Downloads and Plugins Commons/Favorites Testimonials/Comments ... 	<p style="text-align: center;">User Manuals On-Demand Training FAQs Link Tables Downloads and Plugins Commons/Favorites</p> <p>Portals</p> <p>Web Conferences and Meetings</p> <ul style="list-style-type: none"> DCO Connect 7 Add-on for 20080808 2704017 Annual Connect 7 Add-on for 20080808 1024017 Flash Player 2 20080808 2849018 Adobe Flash Player 10 for Windows, Mac OS 3104018 Adobe Flash Player software is a cross platform browser plug-in that delivers breakthrough web experiences and is installed on more than 90% of internet-connected desktops. Adobe Flash Player 10 for Mac OS 3104018 Adobe Flash Player software is a cross platform browser plug-in that delivers breakthrough web experiences and is installed on more than 90% of internet-connected desktops. Adobe Flash Player 10 for Mac OS 3104018 Adobe Flash Player software is a cross platform browser plug-in that delivers breakthrough web experiences and is installed on more than 90% of internet-connected desktops. DCO Connect 7 Add-on for 20080808 27134019 Adobe Connect 7 Add-on 1004019 Adobe Connect 7 Add-on 1004019 Adobe Connect 7 Add-on 1004019 DCO Connect 7 Add-on for 20080808 27134019 Adobe Connect 7 Add-on 1004019 Adobe Connect 7 Add-on 1004019 DCO Connect 7 Add-on for 20080808 27134019 Adobe Connect 7 Add-on 1004019 Adobe Connect 7 Add-on 1004019 	<p>DCO Search</p> <p>Content Search</p> <p>User Search: <input type="text"/></p> <p>Full Last</p> <p>Meeting/Recording Search: <input type="text"/></p> <p>Recent Announcements</p> <p>2/20/08 - DCO Live Training</p> <p>DCO Live Remote Training will be offered at 1000 EST on 2/24/08 and 2/25/08. This DCO is 1/2008 (APR) - SEASIDE DCO Connect 7 Upgrade is coming!</p> <p>Please download and review the "DCO Connect 7 Enhancements and Release Notes" presentations in Blog.</p> <p>Flash Player: Unable to use Mac Connect and Share Host!</p> <p>There is a Flash Player setting in a file that contains Flash Player plugin 9 security on 3/20/08</p> <p>Blog of Announcements</p> <p>9/20/07 - SAC REBOTS DCO TRAINING</p> <p>September sessions schedule for 200709 (Base), 2/2008 (Operations), and 2/2008 (Info) 1/2008 8/20/07 - DCO Connect 7 Add-on Recording Blog</p> <p>An issue with recording Connect Meetings has been discovered during recording meetings. 1/2008 8/20/07 - FlashPlayer Support Confirmation</p> <p>Support will be provided for trouble tickets opened for FlashPlayer Issues. FlashPlayer is 1/2008 8/20/07</p> <p>View All Announcements</p>
---	--	---